

Using your local church page on the Conference web site

As a way to provide every church in the conference with a “web presence”, we’ve added a page for each church to www.cnumc.org. (You’ll find them by linking to Find a Church on the left menu). Churches that have web sites may want to use their conference church page to link to their sites. Others may want to take advantage of the features this personalized page offers.

Search

All Areas search

Ministry Areas


- Angola Partnership
- Board of Higher Education
- Board of Ordained Ministry
- Camping
- Campus Ministry
- Church and Society
- Connectional Giving
- Hurricane Recovery
- Older Adult Ministry
- Retired Clergy Association
- Stewardship
- UM Foundation
- UM Volunteers In Mission Staff
- United Methodist Men
- United Methodist Women

home > ministry areas > **CHURCH DETAIL**

Sacramento, Oak Park UMC, Sacramento, CA

Our Pastor:
Bobby Jones

What's on the page?



District: Delta

Building Location: 3600 Broadway
City: Sacramento

View this church on MapQuest

State: CA
Phone: (916) 456-0487

Service Times:
Summer Service Times:
Other Worship Times:
Sunday School Times:

Mailing Address:
P.O. Box 5133
3600 Broadway
Sacramento CA, 95817

Email: [Email this church](#)
Website:

Directions:

Upcoming Events
No items were found.

Classifieds
No items were found.

Prayer Concerns (posted within the last two weeks)
No items were found.

You can enter information about your worship services:

- Service times
- Summer service times
- Other worship times
- Sunday School times
- Web site: if you have a site for your church, you may link to it.

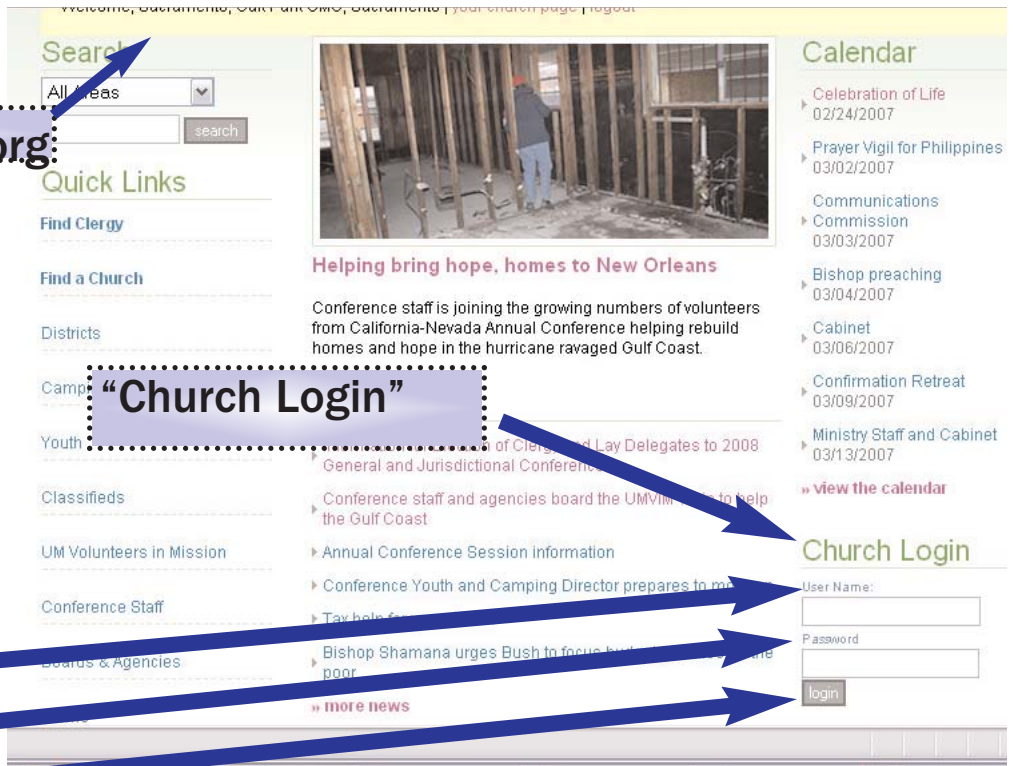
You can also add -

- Directions to your church
- Upcoming events
- Classifieds
- Prayer concerns

How do I access my Church's page to add information ?

On the bottom right side of the home page of www.cnumc.org, you will see "church log in." Enter the user name and password found in the letter that accompanied these instructions. That takes you to what we call the "church administration page".

www.cnumc.org



Church Login

User name
Password
Login Button



Church Page

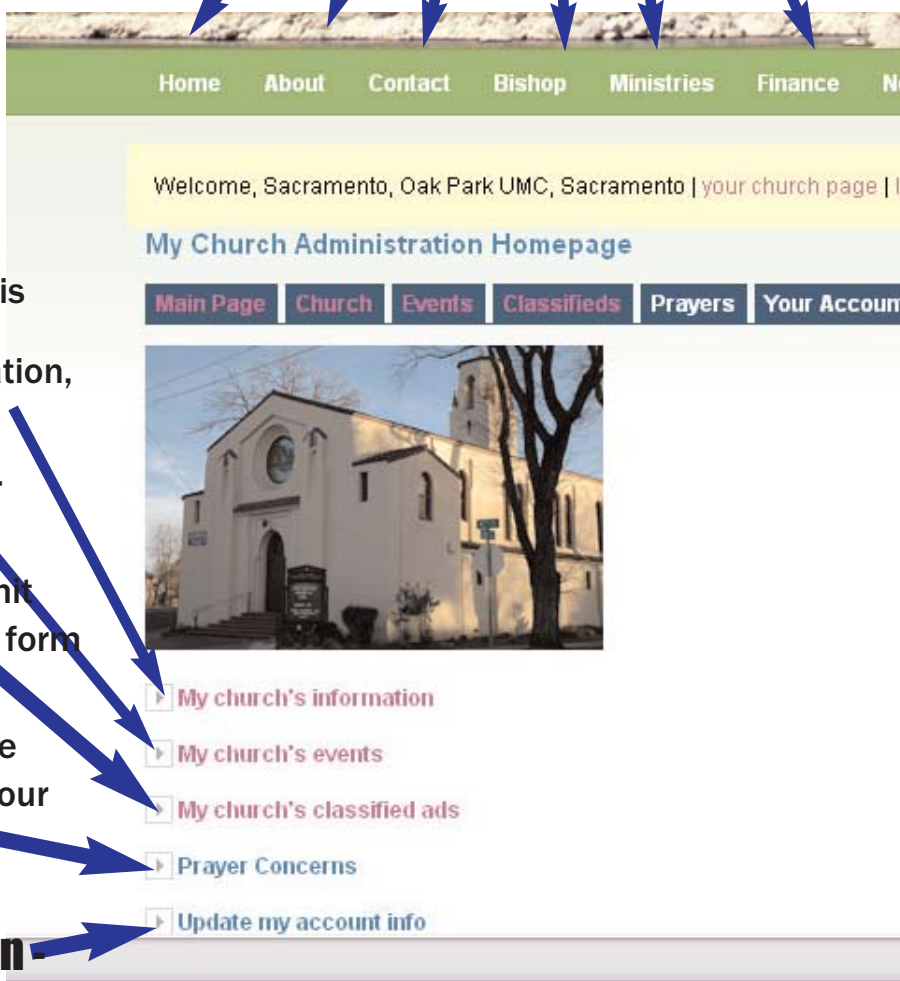
After you've entered your user name and password in the spaces indicated press the "Login" button. That will take you to your "Church Administration page".

...

Your Church Administration Home Page will look something like this:

Tabs or the links below take you to the page

Just click to make changes to:



Information- this information is linked to the Conference/District database, including physical location, phone, e-mail & website

Events-This lets you create your local church calendar.

Classified ads - You can submit your classifieds using the on line form provided.

Prayer concerns- You can use this form to add concerns from your community.

Update account information

You can change your user name and password here.


Updating your Church Information

Welcome, Sacramento, Oak Park UMC, Sacramento | [your church page](#) | [logout](#)

My Church's Information

[Main Page](#) | [Church](#) | [Events](#) | [Classifieds](#) | [Prayers](#) | [Your Account](#)

The information in the form below comes from the conference database and is used on the website and all conference communications.

District	Delta
Church Photo	 <input type="button" value="Browse..."/> <input type="checkbox"/> click to remove file
Church Name - Short	Sacramento, Oak Park UMC
Church Name - Full	Sacramento, Oak Park UMC
Mail Address 1 (or PO Box)	P.O. Box 5133
Street Address	3600 Broadway
City	Sacramento
State	CA

You may add a photo of your church. We encourage every church in the Conference to take advantage of this feature!

Zip	95817
County	
Conference Church Number	2470
Main Service Time	
Main Service Summer	
Other Worship Times	
Church School Time	
Web Site: http://	
eMailAddress	samcarfab@aol.com samcarfab@aol.com
Handicap Access	

Replace out of date information

Your church's information is pulled from the database used by the districts and the Conference. To make changes to your information, fill in the boxes provided. The form is shown above and to the right. Just type in the changes that should be made and then click the "Save" button on the bottom or top. Your changes will be forwarded to your district office, where changes will be made to the database and then updated to the web.

Driving Directions	
Church Phone	(916) 456-0487
Church Fax	
Where to Find Us Our mailing address is not always the same as our location here is the best way to find us	
Building Street Address	3600 Broadway
Building Town Location	Sacramento
Building State	CA
Building Zip	95817

Click the "Save" button found at the top and bottom of the form to send your updated church information to the district office.

Here is how a church event looks on the Web Calendar

The image shows two overlapping screenshots from a church website. The top screenshot displays a navigation menu with links: Home, About, Contact, Bishop, Ministries, Finance, News, Annual Conference, and Journal. Below the menu is a welcome message for Sacramento, Oak Park UMC. A search bar is visible on the left. The main content area features a 'Lot Sale' event listing with the following details:

- Starts:** 5/5/2007
- Ends:** 5/5/2007
- Start Time:** 9:00 a.m.
- End Time:** 3:00 p.m.
- Location:** Oak Park UMC
- Address:** 3600 Broadway
- City:** Sacramento
- State:** CA
- Coordinator:** Pastor Bobby Jones
- Contact:** email the coordinator
- Phone:** (916) 456-0487

Below the listing is a short description: "Saturday, May 5 join the congregation of Oak Park UMC and their neighborhood fashioned Lot Sale. For \$20 you can rent a stall and sell your wares, or food, music and fun!"

The bottom screenshot shows the 'Add An Event For Your Church' form. It includes a navigation menu with 'Main Page', 'Church', 'Events', 'Classifieds', 'Prayer', and 'Your Account'. A note states: "Events will appear on the conference website. If you add a photo it must be a JPG or GIF format. It should be 72 DPI and should not be unnecessarily large." The form has a 'SAVE' button at the top right. Below the form is a rich text editor with a toolbar containing options for font, size, color, bold, italic, underline, bulleted list, numbered list, link, unlink, insert image, and undo. A note below the toolbar says: "NOTE: any images you insert should reference the absolute URL".

Add events form

Be sure to fill out *all* fields of the form, then click the "save" button at the top or bottom of the form.

This screenshot shows the 'Add An Event For Your Church' form with a large blue arrow pointing to the 'Event' input field. The text 'Add Event Here' is overlaid in large, bold, black font. Below the form, the text 'Describe your event' is overlaid in large, bold, black font. The form includes a 'SAVE' button at the top right and a rich text editor with a toolbar for formatting text and inserting images. A note below the toolbar states: "NOTE: any images you insert should reference the absolute URL".

Reminder - the events you enter will appear on your church's page and on the Conference web site calendar in the Local Church Events category. Each entry's page displays the information you've entered in the form like the one shown at the top.

Adding classifieds

Your church's classified ads will appear on the My Church's Classified Ads page. You may add new ads by clicking on the "Add classified" button (see the "Add events" entry at right). You may attach a photo to your ad, too. Classifieds can be added in five categories:

- for sale
- free items
- items wanted,
- items available
- help wanted

When you no longer need the ad, go to that item's classified form and click the "Make Inactive" check box. That will automatically pull the ad from the web site.

Add A Classified Ad For Your Church

[Main Page](#) [Church](#) [Events](#) [Classifieds](#) [Prayers](#) [Your Account](#)

Ads will appear on the conference website

Add a photo here

Category

Photo click to remove file

Item

Be sure to fill the form out completely, then click the "save" button at the bottom.

Description

Contact Name

Email

Address

Phone

Date Posted

Make Inactive **"Make Inactive" box**

Adding prayer concerns

You may add prayer concerns. They will appear on the Conference web site. In order to comply with privacy regulations, we have limited the amount of material that can be posted. Information that will appear includes the person's or family's name, the reason prayer is requested and who's requesting it.

List of reasons for prayer request appear in a drop-down box.

Reasons for the request must be chosen from this list. These are specific:

- concern
- employment
- family
- health
- joy
- military service personnel
- un-named concern.

United Methodists
of The California Nevada Conference

Passion in

[Home](#) [About](#) [Contact](#) [Bishop](#) [Ministries](#) [Finance](#) [News](#) [Annual Conferen](#)

Welcome, Sacramento, Oak Park UMC, Sacramento | [your church page](#) | [logout](#)

Add A Prayer Concern For Your Church

[Main Page](#) [Church](#) [Events](#) [Classifieds](#) [Prayers](#) [Your Account](#)

Prayer concerns will appear on the conference website

Please pray for

Reason

Requested By

Requesters email

Date Posted

List Reasons for prayer from drop down menu

Accessing your Church's Account

United Methodists
of The California Nevada Conference

Passion in Jesus Christ... Compassion for All

Home About Contact Bishop Ministries Finance News Annual Conference Journal Resources

Welcome, Sacramento, Oak Park UMC, Sacramento | [your church page](#) | [logout](#)

[Edit Your Account Info For The Local Church Dashboard](#)

[Main Page](#) [Church](#) [Events](#) [Classifieds](#) [Prayers](#) [Your Account](#)

Dashboard Username:

Dashboard Password:

Username

Password

Click on "Save Changes"

Your user name and password were included in the letter mailed with these instructions. These are specific to your church. Do not give this access information to anyone else. To protect the integrity of your information, they should only be used by the pastor or the church web site administrator (the person responsible for making changes to your information). User names and passwords are case sensitive.

You may change your user name and password by typing the new ones into the form shown above, and then clicking on the "Save Changes" box.

Questions or problems?

Contact us at the Conference Center:

Jane Horstman - janeh@calnevumc.org, (916) 374-1518

Cate Monaghan - catem@calnevumc.org, (916) 374-1529